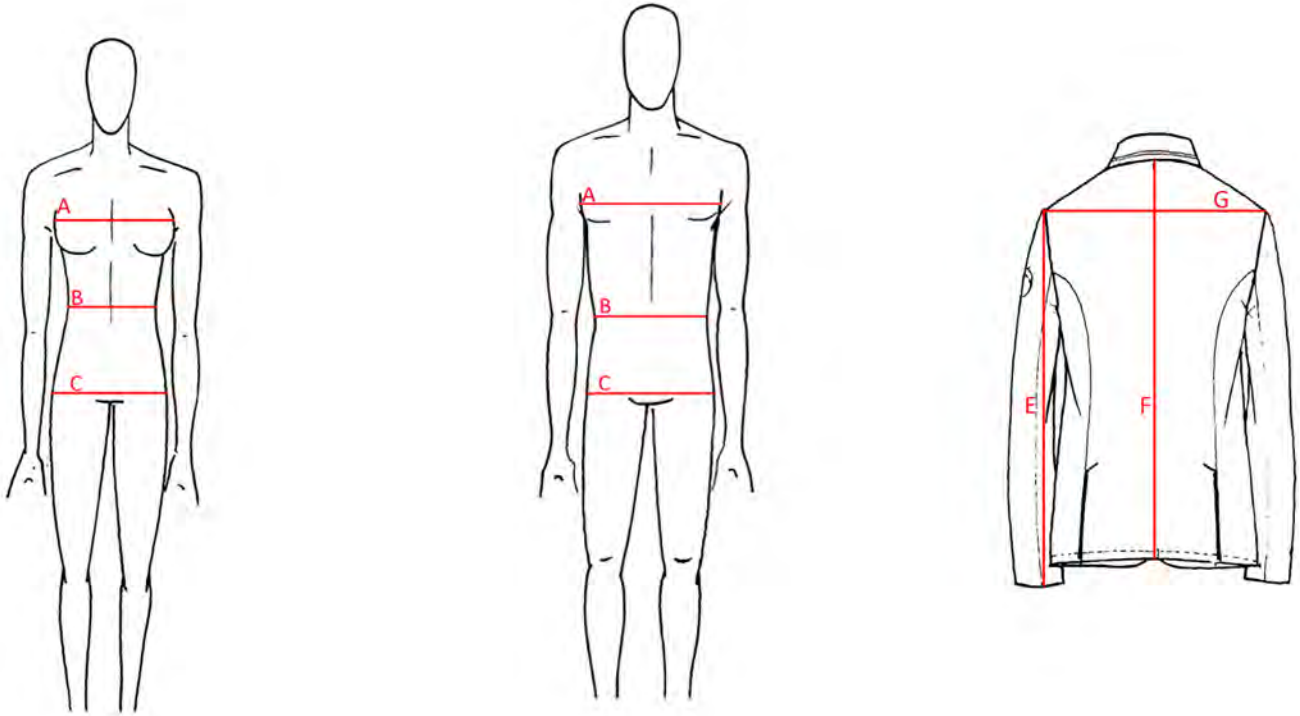




VESTRUM

## BODY MEASUREMENT STANDARD



The measurement should be taken directly on body

- Chest width measured where the bust is the largest
- Waist width measured where the waist is smallest
- Hip width measured where the the hip is widest



VESTRUM

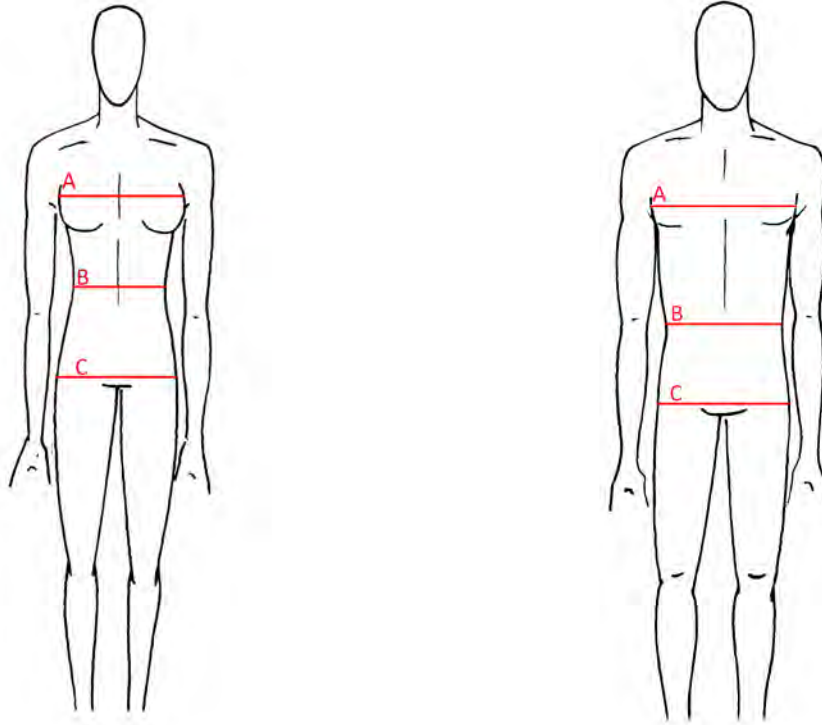
## SIZE CONVERSION CHART

IT	36	38	40	42	44	46	48
DE	32	34	36	38	40	42	44
FR	32	34	36	38	40	42	44
EN	4	6	8	10	12	14	16
INT	XXS	XS	S	M	L	XL	XXL



VESTRUM

## SIZE GUIDE BREECHES



## WOMEN'S BREECHES

IT	36	38	40	42	44	46	48
INT	XXS	XS	S	M	L	XL	XXL
<b>WAIST (B)</b>	56-59	60-63	64-67	68-71	72-75	76-79	80-83
<b>HIP (C)</b>	80-83	84-87	88-91	92-95	96-99	100-103	104-107

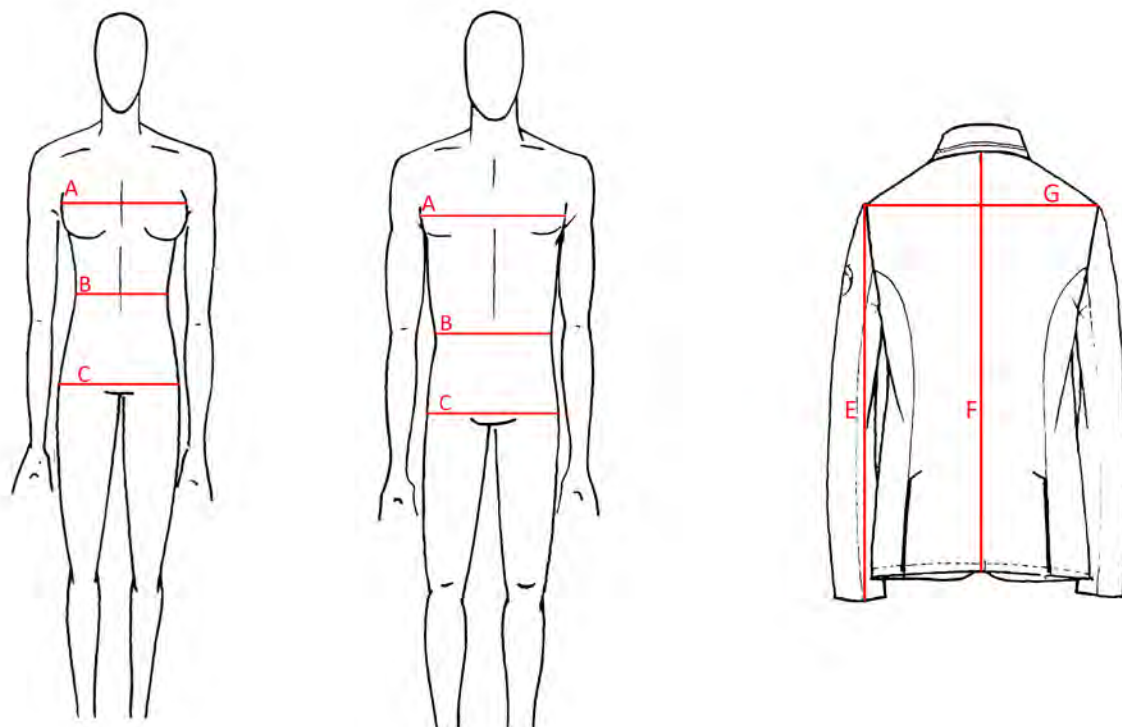
## MEN'S BREECHES

IT	44	46	48	50	52	54	56
INT	XS	S	M	L	XL	XXL	XXXL
<b>WAIST (B)</b>	75-78	79-82	83-86	87-90	91-94	95-98	99-103
<b>HIP (C)</b>	89-92	93-96	97-100	101-104	105-108	109-112	113-116



VESTRUM

## SIZE GUIDE COMPETITION JACKET



## WOMEN'S COMPETITION JACKET

JACKET MEASUREMENT							
IT	36	38	40	42	44	46	48
INT	XXS	XS	S	M	L	XL	XXL
SHOULDERS (G)	34,5-35,5	36-37	37,5-38,5	39-40	40,5-41,5	42-43	43,5-44,5
SLEEVES LENGTH (E)	61,5-62,5	62,5-63,5	63-64	64-65	64,5-65,5	66-67	67-68
LENGTH CENTER BEHIND (F)	60-61	61-62	62-63	63-64	64-65	65-66	66-67
BODY MEASUREMENT							
CHEST (A)	76-79	80-83	84-87	88-91	92-95	96-99	100-103
WAIST (B)	56-59	60-63	64-67	T	72-75	76-79	80-83
HIP (C)	80-83	84-87	88-91	92-95	96-99	100-103	104-107

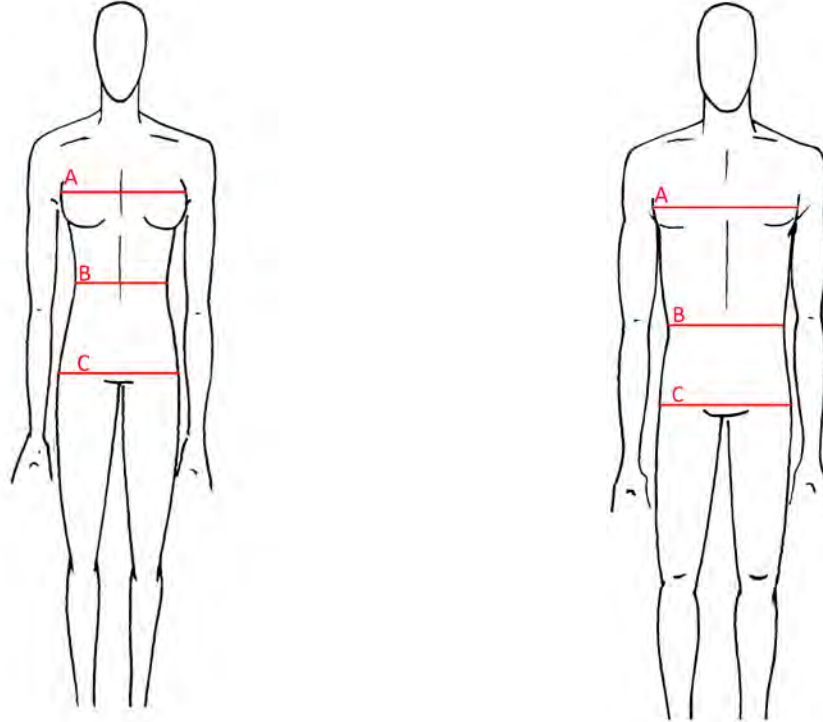
## MEN'S COMPETITION JACKET

JACKET MEASUREMENT							
IT	44	46	48	50	52	54	56
INT	XS	S	M	L	XL	XXL	XXXL
SHOULDERS (G)	40,5-41,5	42-43	43,5-44,5	45-46	46,5-47,5	48-48,5	49-50
SLEEVES LENGTH (E)	63-64	64-65	65-66	66-67	67-68	68-69	68,5-69,5
LENGTH CENTER BEHIND (F)	66,5-67,5	68-69	69,5-70,5	71-72	72,5-73,5	74-75	75,5-76,5
BODY MEASUREMENT							
CHEST (A)	88-91	92-95	96-99	100-103	104-107	108-111	112-115
WAIST (B)	75-78	79-82	83-86	87-90	91-94	95-98	99-103
HIP (C)	89-92	93-96	97-100	101-104	105-108	109-112	113-116



VESTRUM

SIZE GUIDE SHIRT, TOP, JACKET, JUMPER



WOMEN'S SIZE GUIDE

BODY MEASUREMENT							
IT	36	38	40	42	44	46	48
INT	XXS	XS	S	M	L	XL	XXL
CHEST (A)	76-79	80-83	84-87	88-91	92-95	96-99	100-103
WAIST (B)	56-59	60-63	64-67	68-71	72-75	76-79	80-83
HIP (C)	80-83	84-87	88-91	92-95	96-99	100-103	104-107

MEN'S SIZE GUIDE

BODY MEASUREMENT							
IT	44	46	48	50	52	54	56
INT	XS	S	M	L	XL	XXL	XXXL
CHEST (A)	88-91	92-95	96-99	100-103	104-107	108-111	112-115
WAIST (B)	75-78	79-82	83-86	87-90	91-94	95-98	99-103
HIP (C)	89-92	93-96	97-100	101-104	105-108	109-112	113-116